

SCOPE

Covers black electric-resistance welded Grade A pipe with nominal wall thickness as shown. Pipe is intended for mechanical and pressure applications and is acceptable for steam, water, gas, or air lines. Pipe is suitable for welding and threading. Produced to the latest revision of ASTM A53A/53M - ASME B36.10M.

TENSILE REQUIREMENTS

Tensile Strength min.	48000 psi
Yield Strength min.	30000 psi
Elongation in 2"	Refer to A53 Table x 4.1

BEND TEST

For NPS 2" and smaller a length of pipe shall be capable of being bent cold through 90° around a cylindrical mandrel twelve times the size of the outside diameter without developing cracks or opening the weld.

FREQUENCY OF TESTS

Tensile tests are required on 1/500 lengths of pipe for each size.

END FINISH

Plain End	Mfg. Option
Threaded	To ANSI Standard B 1.20.1
Coupling	To ASTM Standard A865

DIMENSIONS & WEIGHT

NPS	OD/in.	ID/in.	Nom. Wall Thickness	Wt. lbs./ft.	Pieces per Bundle
1/2	0.840	0.546	0.147	1.09	91
3/4	1.050	0.742	0.154	1.48	79
1	1.315	0.957	0.179	2.17	44
1-1/4	1.660	1.278	0.191	3.00	34
1-1/2	1.900	1.500	0.200	3.63	29
2	2.375	1.939	0.218	5.03	19

PRODUCT MARKING

Each length of pipe is continuously stenciled to show the manufacturer, the grade of pipe (ASTM A53), the kind of pipe (E for Electric Resistance Welded, A for Grade A), and length.

Each bundle of XH A53 will have a tag securely attached showing quantity, run #, and dimensions.

HYDROSTATIC & NONDESTRUCTIVE ELECTRIC TESTING

Hydrostatic inspection test pressures for plain-end pipe are listed in Table X 2.2 of the A53/A53M specification. Test pressures shall be maintained for a minimum of five seconds.

Nondestructive electric testing of the weld seam is performed on all sizes of pipe.



America's first LED UV-curing pipe-coating technology is engineered to meet rigorous demands, delivering unmatched performance and aesthetic appeal.



Protects pipe interiors from MIC and oxygen corrosion, ensuring lasting benefits through additional, routine treatment options.

CHEMICAL REQUIREMENTS

Composition, Max. %

*Combination of these five elements shall not exceed 1.00%

Carbon	Manganese	Phosphorus	Sulfur	*Copper	*Nickel	*Chromium	*Molybdenum	*Vanadium
0.25	0.95	0.05	0.045	0.50	0.40	0.40	0.15	0.08

PERMISSIBLE VARIATIONS IN WALL THICKNESS

Minimum wall thickness at any point shall not be more than 12.5% under nominal wall thickness specified.

PERMISSIBLE VARIATIONS IN OUTSIDE DIAMETER

Pipe shall not vary more than +/- 0.016" from the standard specified.

PERMISSIBLE VARIATIONS IN WEIGHT PER FOOT

Pipe shall not vary more than +/- 10% from the standard specified.

Fayette Pipe
 2282 University Drive
 Lemont Furnace, PA 15456
 724.438.7600
 sales@fayettepipe.com
 www.fayettepipe.com



VETERAN FOUNDED

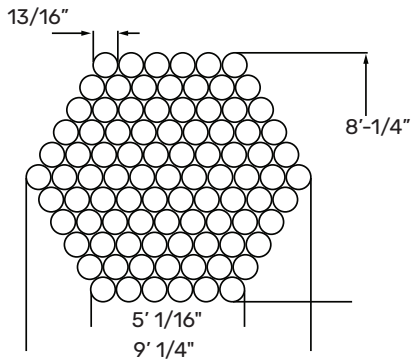


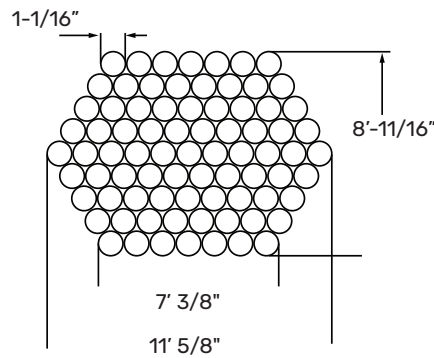
FAMILY OPERATED

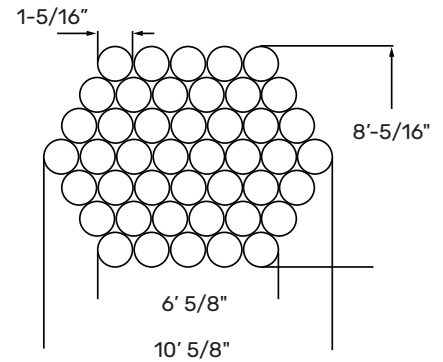


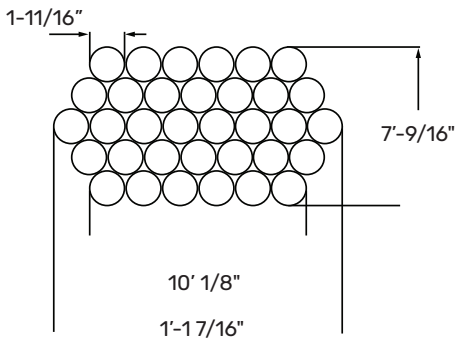
MADE IN THE USA

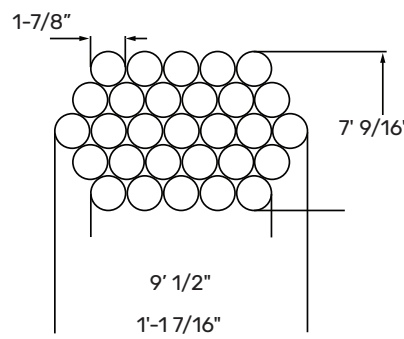
**1/2" PIPE
91 PIECES**

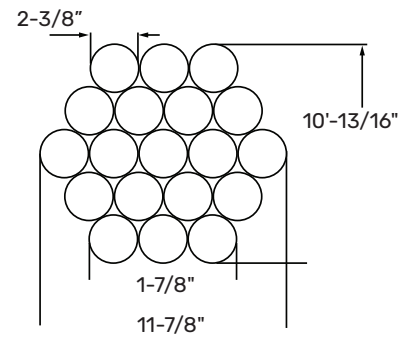
 2083 LBS 1.09 LB/FT
6,7,8,9,10,11,10,9,8,7,6

**3/4" PIPE
79 PIECES**

 2455 LBS 1.48 LB/FT
7,8,9,10,11,10,9,8,7

**1" PIPE
44 PIECES**

 2005 LBS 2.17 LB/FT
5,6,7,8,7,6,5

**1-1/4" PIPE
34 PIECES**

 2142 LBS 3.00 LB/FT
6,7,8,7,6

**1-1/2" PIPE
29 PIECES**

 2211 LBS 3.63 LB/FT
5,6,7,6,5

**2" PIPE
19 PIECES**

 2007 LBS 5.03 LB/FT
3,4,5,4,3

Fayette Pipe
2282 University Drive
Lemont Furnace, PA 15456
724.438.7600
sales@fayettepipe.com
www.fayettepipe.com

 VETERAN
FOUNDED

 FAMILY
OPERATED

 MADE IN
THE USA